

What will I be voting for?

Survey Analysis

What young people think is important for
the 2014 state election



youth affairs council
OF SOUTH AUSTRALIA

What will I be voting for? survey results

First published in February 2014 by the Youth Affairs Council of South Australia (YACSA).

© The Youth Affairs Council of South Australia, 2014.

This publication is copyright. Apart from fair dealing for the purpose of private study, research, criticism or review, as permitted under the Copyright Act, no part may be reproduced by any process without written permission. Enquiries should be addressed to the Executive Director, Youth Affairs Council of South Australia.

Contents

Summary.....	4
About this survey.....	5
Methodology	6
Demographics.....	6
Survey Results	7
Appendix.....	9

Summary

The survey results identified several themes regarding what young people (12-25) said they would be voting for in the next election¹. Young people overwhelmingly (61.2%) identified South Australia's public transport system as an area that needs to be addressed by government over the next four years. Respondents have asked for more frequent, more reliable, safer and cheaper public transport options particularly for those that have no other option but to use public transport. This call is strengthened by the recent 'Young Citizen's Jury' survey analysis where many survey respondents said that a more reliable and safe public transport system would assist in feeling safer using public spaces and travelling at night in South Australia.

"The bus system could improve so more buses come more often."

Gay, Lesbian, Bisexual, Transgender and Intersex (GLBTI) equality struck a chord with the respondents of this survey with 56.7% indicating that marriage equality is an issue that they will be voting for in the next state election. Further comments contained within the survey indicates that the nexus between inequality and the disparity in the experience of mental and physical health for GLBTI populations and other issues such as gay adoption are also important to respondents of this survey.

"I think that if the government legalised marriage equality the mental health issues amongst the LGBT would decrease as they were more accepted."

"Every man and woman should have the right to marry whomever they desire, no matter the gender. In this day and age, marriage equality should be happening and in some places it is; but it should be accepted anywhere and everywhere."

Not surprisingly the equity of 'quality' education was cited by a large number of respondents (52.2%) as important to them. Young people having access to training that actually prepares them for and leads to jobs was also cited as important with a suggestion of greater industry consultation on training foundations for young people.

Access to affordable housing was also high on the list of importance for respondents (47.8%) with one respondent highlighting the issue of affordable and appropriate housing for newly arrived migrants and asylum seekers. Another respondent linked access to affordable housing as a social determinant of health for individual and community wellbeing.

"I think that affordable housing will be better for the community and our being."

"Housing for young people should be the number one issue."

¹ While YACSA recognises that only those respondents 18 to 25 are eligible to vote in the 2014 state election we also recognise the importance of gauging the views of all young people in issues that impact upon them.

The recent Graduated Licencing Scheme (GLS) is an issue of concern for many survey respondents (49.3%) with the resultant raft of restrictions cited as inconvenient for the individual and the families of current and future p-platers. One survey respondent commented that defensive driving courses in schools are a more appropriate alternative to the punitive restrictions contained in the GLS.

Access to mental health services (47.8%) and affordable health care (47.8%) were important to survey respondents with an emphasis on appropriate youth centric health services.

Other comments from respondents included;

- ensuring that our politicians keep environmental issues in the forefront of public policy
- areas of high youth unemployment should be addressed as a priority
- strategies and programs to limit the impact of increases in food and utility bills for people on low wages be developed, and;
- that mechanisms for advocating for young vulnerable people be valued and supported.

Key results:

- 61.2% (n=41) of respondents indicated that a more reliable and safer public transport system is important to them.
- 56.7% (n=38) of respondents indicated that marriage equality for same-sex attracted South Australians is important to them.
- 52.2% (n=35) of respondents indicated that access to quality education for all young people is important to them, and;
- 49.3% (n=33) of respondents called for no restrictions on p-platers.

About this survey

Survey background

The Youth Affairs Council of South Australia (YACSA) developed the "What will you be voting for?" postcard survey as a way to gauge what young voters (and those not able to vote in this election) think is important in influencing who they would be voting for in the 2014 South Australian State election. The survey was distributed both physically on postcards and via survey monkey.

The survey closed on Wednesday the 5th of February 2014.

Methodology

The 'What will you be voting for?' postcard survey was an eight question multiple choice survey where respondents indicated which of the eight issues they would be voting for in the upcoming election with an option to expand on their choices or add other issues.

This document provides a summary of the results/data from the above survey. It is intended for use by YACSA in our advocacy and campaigning work in the coming months.

Demographics

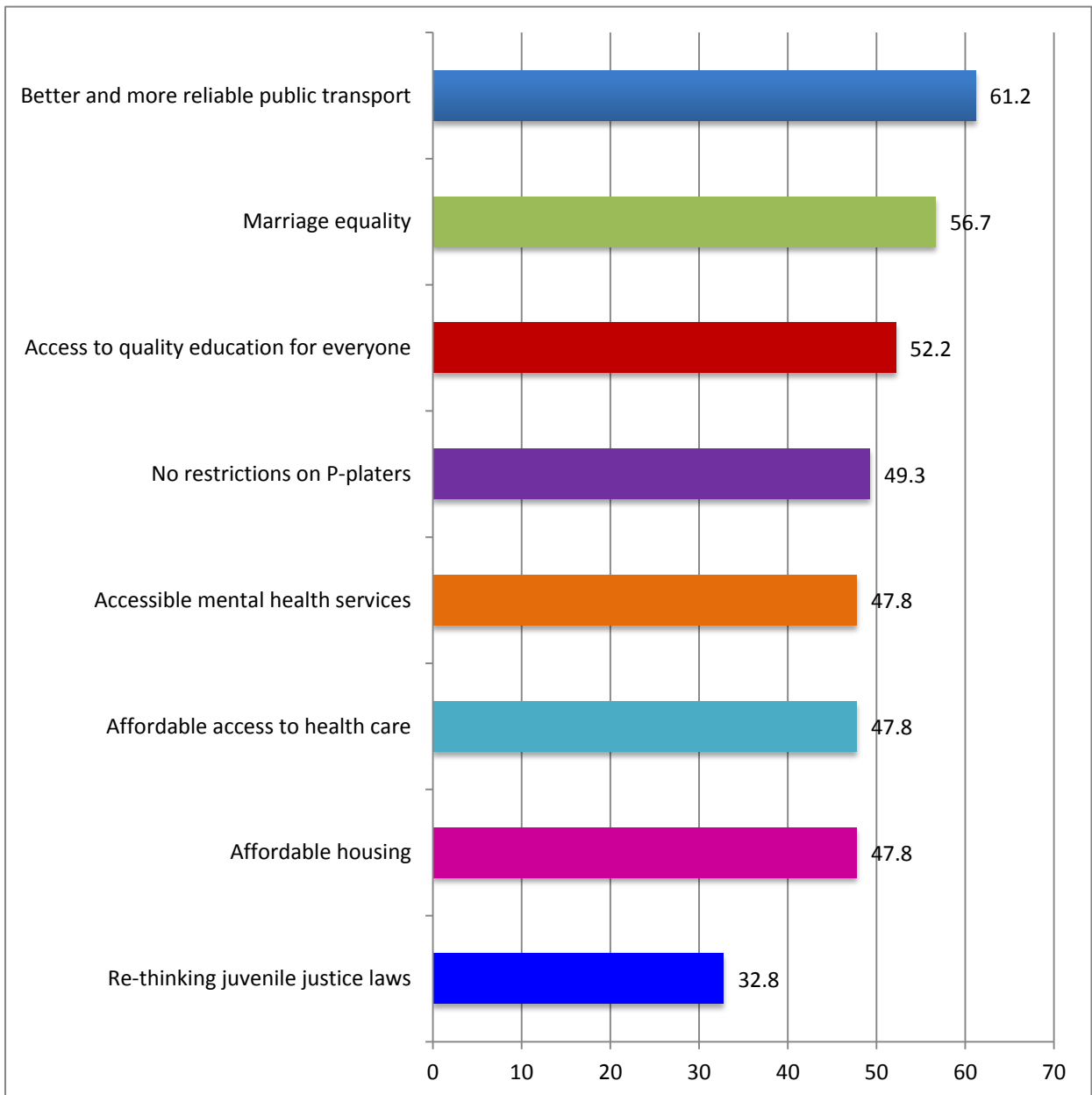
The respondents to this survey were predominantly those aged 18 to 25 years (63.7%). 25.8% were aged 15 to 17 and 10.6% were aged 12 to 14 years.

Surveys were initiated by 67 individuals and completed by 66 individuals demonstrating a response rate of 100%.

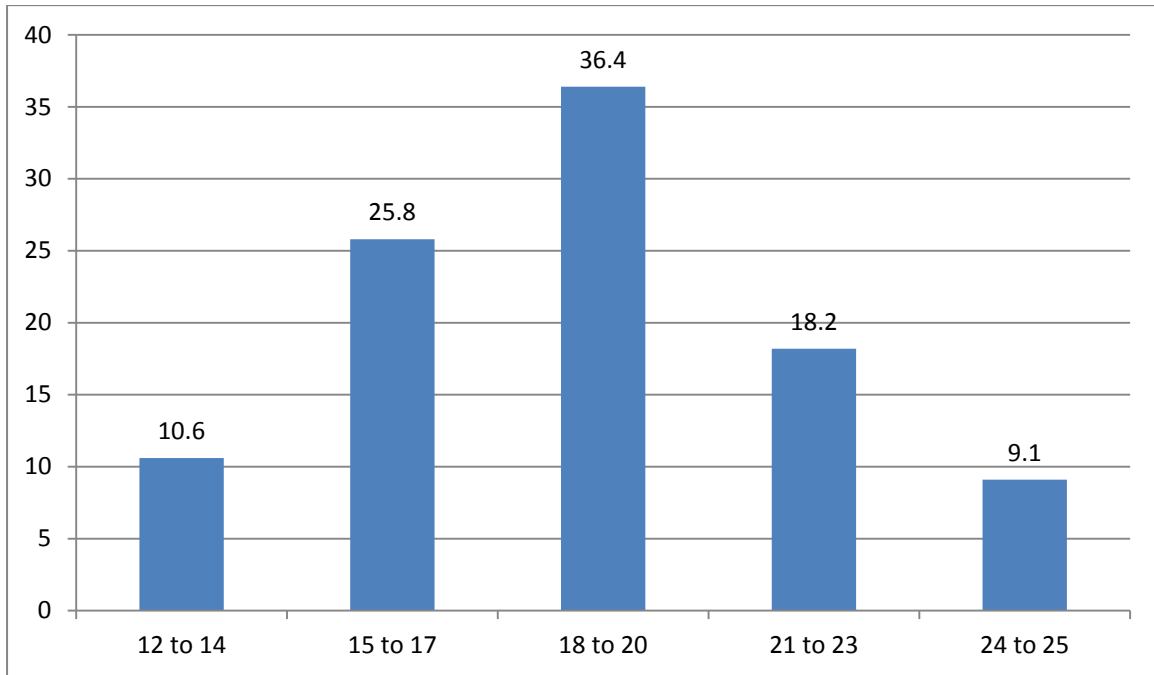
Survey Results

The following section contains the results from the eight question 'What will you be voting for?' survey. Each set of results is numbered to correspond to the relevant survey question.

Question 1: what will you be voting for? (%) n=67



Age of respondents (%) n=66



Appendix

What will I be voting for postcard survey.



WHAT WILL YOU BE VOTING FOR?

In March 2014, South Australians will be going to the polls to decide who will lead our state. YACSA wants to know what issues will be important to you. Complete our short survey below and tell us what you'll be voting for.

- | | |
|--|--|
| <input type="checkbox"/> Better and more reliable public transport | <input type="checkbox"/> Affordable access to health care |
| <input type="checkbox"/> Affordable housing | <input type="checkbox"/> No restrictions on P-plates |
| <input type="checkbox"/> Access to quality education for everyone | <input type="checkbox"/> Re-thinking juvenile justice laws |
| <input type="checkbox"/> Marriage equality | <input type="checkbox"/> Accessible mental health services |

Other + comments: _____


Name _____
Email _____
Postcode _____ Age _____



Affix stamp here

Youth Affairs Council of South Australia
GPO Box 2117
Adelaide SA 5001

Get involved!

 Scan to find out more

 @YACSA_ED

 /YouthAffairsCouncilofSA

